- **SY Series IP67**
- **Bayonet coupling**

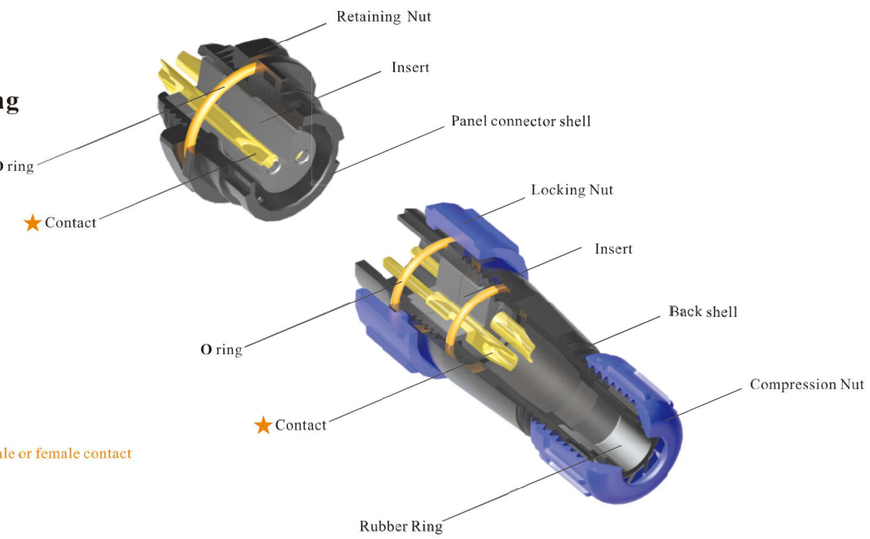

★ Each side can be male or female contact

Material and spec

Coupling	Bayonet
Shell material	PC, Nylon66, fire resistance: V-0
Insert material	PPS, max temperature 260 ℃
Contact material	Brass with gold plating
Termination	Solder: SY11, SY13, SY17, SY21, SY29 Crimp: SY17, SY21, SY29 Screw: SY21, SY29(Ø2.5,Ø3,Ø3.5mm contact)
Cable outer diameter range	SY11: 4-6.5mm SY13 I: 4-6.5mm, II: 5-8mm SY17: 6-10mm SY21: I: 4.5-7mm, II: 7-12mm SY29: 13-16mm
IP rating	IP67
Mating cycle	500
Temperature range	-40℃~+85℃
Insulation resistance	2000 MΩ

SY11 Series

SY 11

Cable connector
Mate with SY1111, SY1112

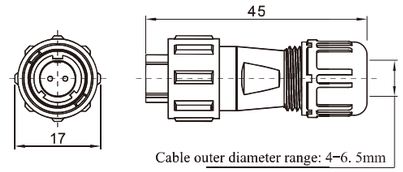

SY1110 / P __-N **SY1110 / S __-N**

- Male contact
- Number of contact
- Female contact

In-line cable connector
Mate with SY1110

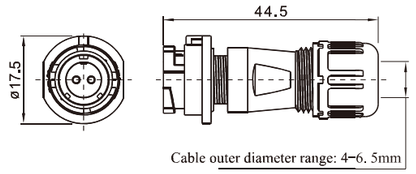

SY1111 / P __-__ **SY1111 / S __-__**

- C:with cap
  N:without cap
- Number of contact

Rear-nut mount
Mate with SY1110

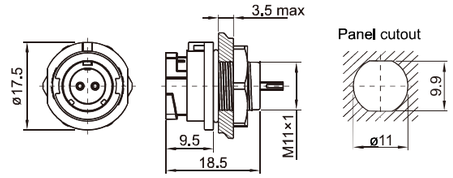

SY1112 / P __-__ **SY1112 / S __-__**

- C:with cap
  N:without cap
- Number of contact

Solder contact spec

Number of contact	2	3	4	5
Male contact face view				
Rated current (A)	5	5	3	3
Contact diameter(mm)	ø1×2	ø1×3	ø0.7×4	ø0.7×5
Rated voltage (AC.V)	180	180	125	125
Test voltage(AC.V) 1 min	1000	1000	1000	1000
Contact resistance (mΩ)	5	5	10	10
Wire size (mm²/AWG)	⩽0.75/18	⩽0.75/18	⩽0.5/20	⩽0.5/20