

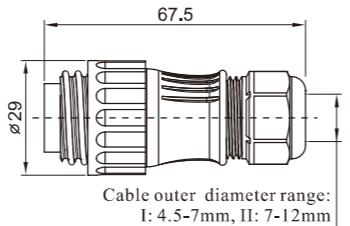
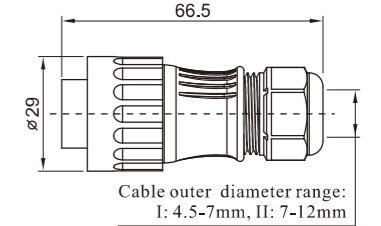
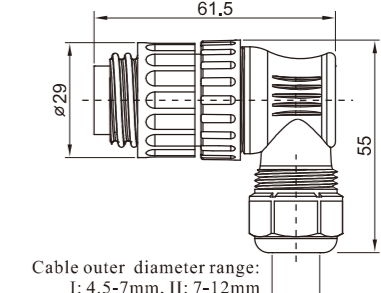
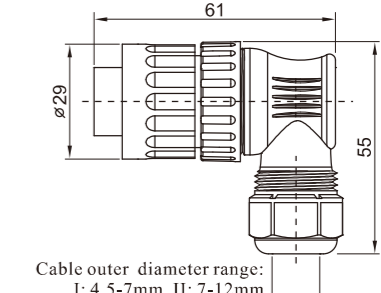
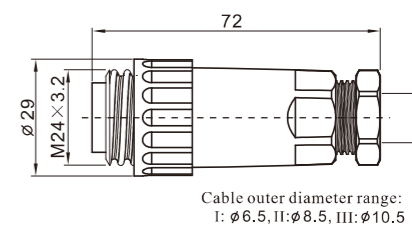



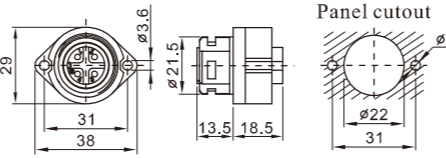

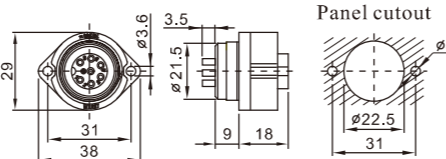

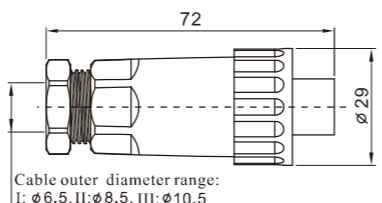


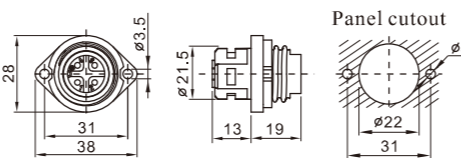

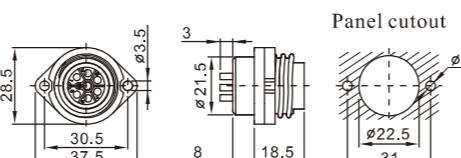

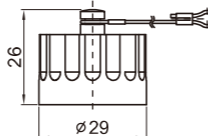



● WA22 Series IP67

Material and spec		
Number of contact	3+PE	6+PE
Contact diameter (mm)	ø2	ø1.5
Rated voltage (AC.V)	400	250
Rated current (A)	16	10
Wire size (mm ² /AWG)	≤2. 5/14	≤0. 75/18
Termination	Screw	Solder
Test voltage(AC.V)1min	2000	
Insulation resistance (MΩ)	2000	
Shell material	Nylon66, fire resistance: V-0	
Contact material	Brass with gold plating	
Temperature range	-40C~+85C	
Mating cycle	500	

Part number	Description	Drawing
WA22J4TK2	3+PE male cable connector with short back shell, screw termination	
WA22J7TK1	6+PE male cable connector with short back shell, solder termination	

Part number	Description	Drawing
WA22K4TK2	3+PE female cable connector with short back shell, screw termination	
WA22K7TK1	6+PE female cable connector with short back shell, solder termination	
WA22J4TL2	3+PE male cable connector with angled back shell, screw termination	
WA22J7TL1	6+PE male cable connector with angled back shell, solder termination	
WA22K4TL2	3+PE female cable connector with angled back shell, screw termination	
WA22K7TL1	6+PE female cable connector with angled back shell, solder termination	
WA22J4TE2	3+PE male cable connector , screw termination	
WA22J7TE1	6+PE male cable connector , solder termination	

Part number	Description	Drawing
WA22K4Z2 	3+PE female panel connector, screw termination	
WA22K7Z1 	6+PE female panel connector, solder termination	
WA22K4ZE2 	3+PE female cable connector, screw termination	
WA22K7ZE1 	6+PE female cable connector, solder termination	
WA22J4Z2 	3+PE male panel connector, screw termination	
WA22J7Z1 	6+PE male panel connector, solder termination	
WA22G1 	Cap 1	
WA22G2 	Cap 2	