

## SP21 Series

SP  
21



Cable connector  
Mate with SP2111, SP2112, SP2113

SP2110 / P --- SP2110 / S

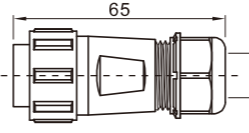
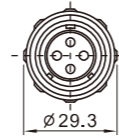
Male contact  
Female contact

C: with cap  
N: without cap  
(U): (CU):

1: solder, 2: screw, 3: crimp

Cable outer diameter: I: 4.5-7mm, II: 7-12mm

Number of contact



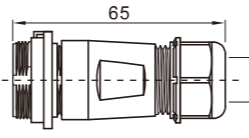
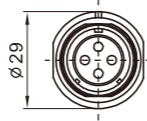
Cable outer diameter range:  
I: 4.5-7mm II: 7-12mm



In-line cable connector  
Mate with SP2110

SP2111 / P --- SP2111 / S

C: with cap  
N: without cap



Cable outer diameter range:  
I: 4.5-7mm II: 7-12mm

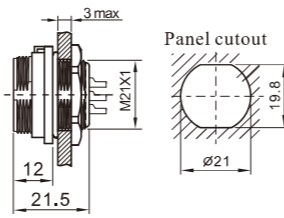
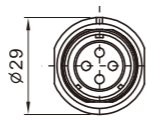


Rear-nut mount  
Mate with SP2110

SP2112 / P --- SP2112 / S

Number of contact

C: with cap  
N: without cap  
1: solder, 2: screw, 3: crimp

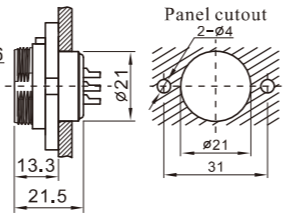
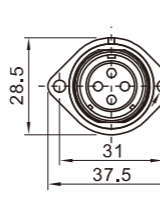


2-hole flange  
Mate with SP2110

SP2113 / P --- SP2113 / S

Number of contact

C: with cap  
N: without cap  
1: solder, 2: screw, 3: crimp

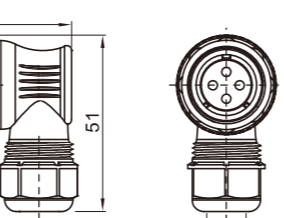
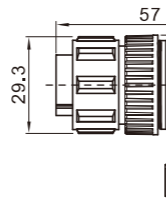


Angled cable connector  
Mate with SP2111, SP2112, SP2113

SP2116 / P --- SP2116 / S

Number of contact

C: with cap  
N: without cap  
1: solder, 2: screw, 3: crimp



Cable outer diameter range:  
I: 4.5-7mm II: 7-12mm

### Solder contact spec

★ Crimp contact spec see P107-P110 ★ Screw contact spec see P111-P112

Number of contact	2	3	4	5	5B	5C	6	6B	7	8	9	12	15	
Male contact face view														
Rated current (A)	30 	20 	30 	20 	30 	20 	30 	15 	25 	30 	15 	10 	5 	5 
Contact diameter (mm)	ø3X2	ø3X3	ø3X4	ø3X5	ø3X2 ø1X3	ø2X5	ø2.5X4 ø1X2	ø3X2 ø1X4	ø2X7	ø1.5X10	ø1X9	ø1X12	ø1X15	
Rated voltage (AC.V)	500	500	500	500	500	500	500	500	500	500	400	400	400	
Test voltage(AC.V) 1 min	1500	1500	1500	1500	1500	1500	1500	1500	1500	1500	1500	1200	1200	
Contact resistance (mΩ)	1	1	1	1	1 5	2.5	1 5	1 5	2.5	2.5	5	5	5	
Termination	solder / screw	solder / screw	solder / screw	solder / screw	solder	solder	solder	solder	solder	solder	solder	solder	solder	
Wire size for solder (mm <sup>2</sup> / AWG)	≤4/11	≤4/11	≤4/11	≤4/11	≤4/11 ≤0.75/18	≤2/14	≤4/11 ≤0.75/18	≤4/11 ≤0.75/18	≤2/14	≤2/14	≤0.75/18	≤0.75/18	≤0.75/18	
Wire size for screw termination (mm <sup>2</sup> / AWG)	≤1.5/15	≤1.5/15	≤1.5/15	≤1.5/15	/	/	/	/	/	/	/	/	/	

WEIPU Connector

IP 68

SP  
Series



### ● SP Series IP68

### ● Threaded coupling



★ Each side can be male or female contact

### Material and spec

Coupling	Threaded	
Shell material	PC, Nylon66, fire resistance: V-0	
Insert material	PPS, max temperature 260 °C	
Contact material	Brass with gold plating	
Termination	Solder: SP13, SP17, SP21, SP29 Crimp: SP17, SP21, SP29 Screw: SP21, SP29 (ø2.5, ø3, ø3.5mm contact)	
Cable outer diameter range	SP11: 4-6.5 SP13 I: 4-6.5mm, II: 5-8mm SP17: 6-10mm	SP21: I: 4.5-7mm, II: 7-12mm SP29: 13-16mm
IP rating	IP68	
Mating cycle	500	
Temperature range	-40°C ~ +85°C	
Insulation resistance	2000 MΩ	