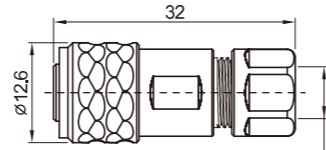
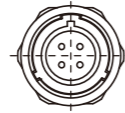


SA8 Series

SA
8



Cable connector
Mate with SA811, SA812,
SA815



Cable outer diameter range: 4-5mm

SA810/P ___ Male contact

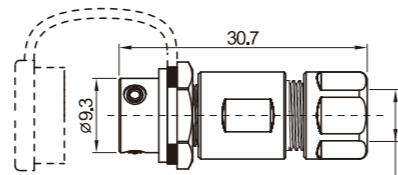
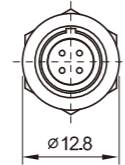
SA810/S ___

Colour:
B: Black
S: Silver
L: Blue (special order)
G: Green (special order)
R: Red (special order)

Number of contact
Female contact



In-line cable connector
Mate with SA810



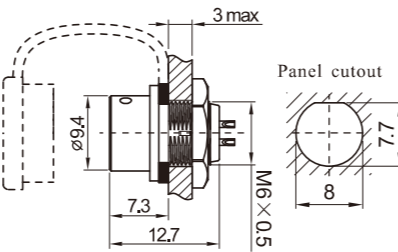
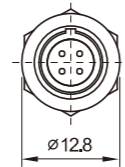
Cable outer diameter range: 4-5mm

SA811/P ___

SA811/S ___



Rear-nut mount
Mate with SA810



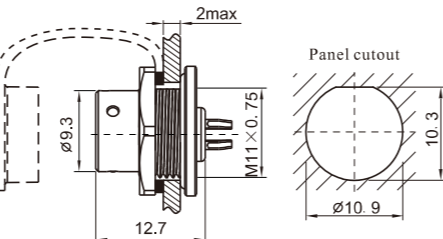
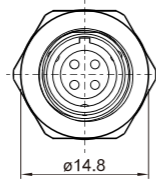
Panel cutout

SA812/P ___

SA812/S ___



Front-nut mount
Mate with SA810



Panel cutout

SA815/P ___

SA815/S ___

Solder contact spec

| Number of contact | 2 | 3 | 4 | 6 | 8 |
|---------------------------------|----------|----------|---------|---------|---------|
| Male contact face view | | | | | |
| Rated current (A) | 5 | 5 | 3 | 3 | 3 |
| Contact diameter(mm) | 1x2 | 1x3 | 0.6x4 | 0.6x6 | 0.6x8 |
| Rated voltage (AC.V) | 125 | 125 | 30 | 30 | 30 |
| Test voltage(AC.V) 1 min | 1000 | 1000 | 500 | 500 | 500 |
| Contact resistance(mΩ) | 5 | 5 | 10 | 10 | 10 |
| Wire size(mm ² /AWG) | ≤0.75/18 | ≤0.75/18 | ≤0.5/20 | ≤0.5/20 | ≤0.5/20 |

WEIPU Connector

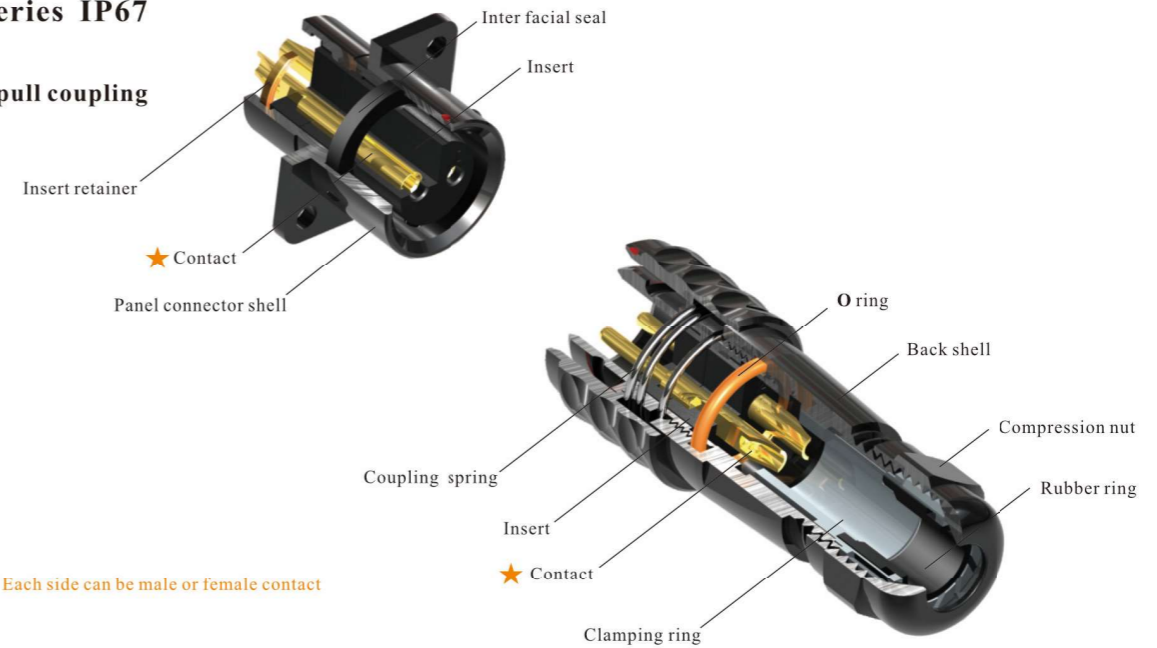
IP67

SA
Series



SA Series IP67

Push-pull coupling



★ Each side can be male or female contact

Material and spec

| Coupling | Push-pull |
|----------------------------|---|
| Shell material | Anodized aluminium |
| Insert material | PPS, max temperature 260 °C |
| Contact material | Brass with gold plating |
| Termination | Solder: SA6, SA8, SA10, SA12, SA16, SA20, SA28 Crimp: SA16, SA20, SA28 Screw: SA20, SA28 |
| Cable outer diameter range | SA6: 3.5-4mm SA8: 4-5mm SA10: 4-6.5mm SA12: I: 4-6.5mm, II: 5-8mm SA16: I: 5-8mm, II: 8-12mm SA20: 8-12mm SA28: 13-16mm |
| IP rating | IP67 |
| Mating cycle | 500 |
| Temperature range | -40°C ~ +85°C |
| Insulation resistance | 2000 MΩ |