

General Specifications	
Circuit	:SPST
Current Rating	:50mA @ 12VDC
Contact Resistance	:100mOhm Max.(initial)
Insulation Resistance	:100MOhm Min.
Operating Force	:300gf ± 50gf
Total Travel	:0.3mm ± 0.1mm
Operating Life	:5,000,000 cycles Min.
Operating Temperature	:-25 deg.~+60 deg.
Solder Specifications	:260 deg. for 3 seconds

Materials	
Cover	:Polycarbonate (PC)
Cap	:Polycarbonate (PC)
Housing	:Polyamide (PA)
Base	:Polyamide (PA)
Lamp Term.	:Phosphor bronze (PBS) with gold plating
Act. Dome	:Phosphor bronze (PBS) with silver plating
End Term.	:Brass with gold plating
LED	:Surface Mount Chip LED

HOW TO ORDER

S P L 1 2 [] - [] - [] [] [] - [] []

Function Code	
P	Illuminated Switch
L	LED Indicator

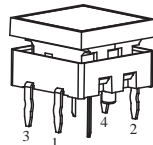
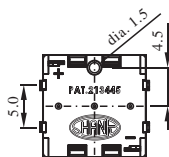
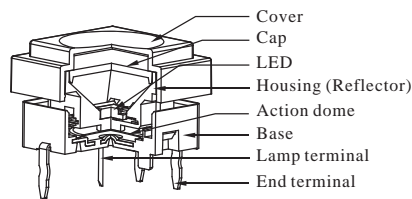
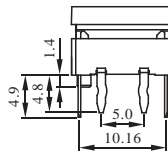
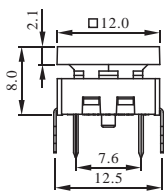
Cap Colors	
1	Red
2	Yellow
3	Green
4	White
5	Transparent
6	Orange
7	Blue
A	Ice
B	Snow

LED Colors	
01	Red
S2S	Super Yellow
03	Green
S3	Super Green
P3S	Pure Green(single)
4S	White (single)
7S	Blue (single)
17	Red/Blue*
1P3	Red/Pure Green*
P37	Pure Green/Blue*

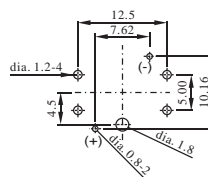
*" not standard type
please inquire first

Cover style / Color	
00	Without Cover
FC	Flat/clear
RC	Round h=4.9mm/clear
RH	Round h=6.9mm/clear
SC	Square h=4.9mm/clear
SH	Square h=6.9mm/clear
UT	UP Triangle/clear
DT	Down Triangle/clear
RT	Right Triangle/clear
LT	Left Triangle/clear
C4	Flat cover/white
C5	Flat cover/Foggy
B4	Raised cover/white
B5	Raised cover/clear

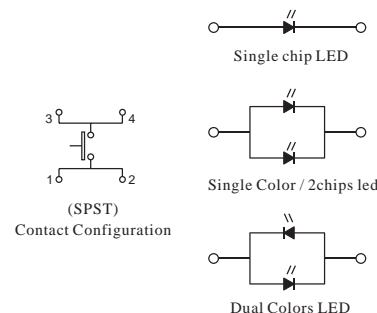
EXAMPLE : SPL12P-2-S2S-FC
Illuminated tact switch PCB type - Yellow cap - Super Yellow led-Flat cover



Contact configuration



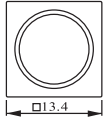
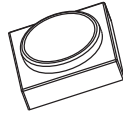
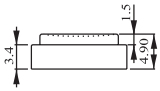
SPL12P tact switch
Single Color LED



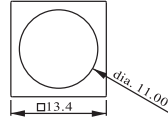
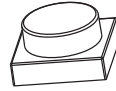
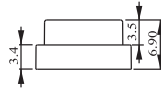
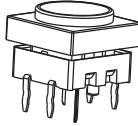
SPL12 Series

Pushbutton Switches

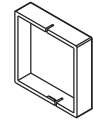
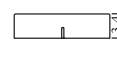
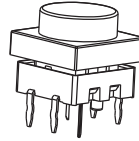
COVER STYLE




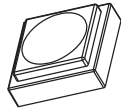
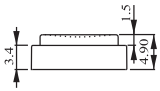
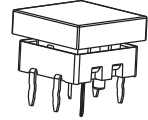
Round Cover(RC)
h=4.9mm



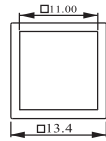
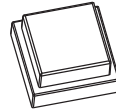
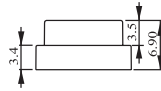
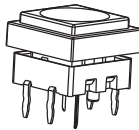
Round Cover(RH)
h=6.9mm



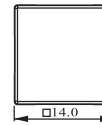
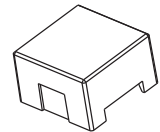
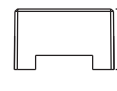
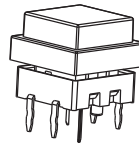
Flat Cover(FC)



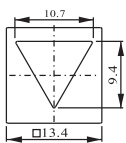
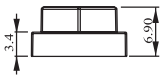
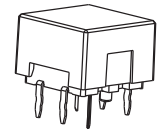
Square Cover(SC)
h=4.9mm



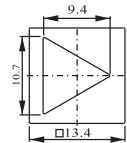
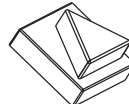
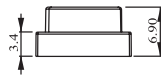
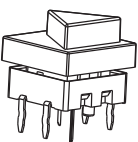
Square Cover(SH)
h=6.9mm



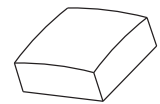
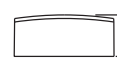
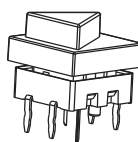
Flat cover(white C4 or clear C5)



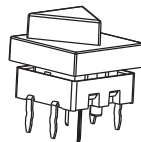
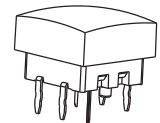
UP Triangle(UT)
Down Triangle(DT)



Right Triangle(RT)
Left Triangle(LT)



Raised cover(white B4)



UP Triangle(UT)

Down Triangle(DT)

Right Triangle(RT)

Left Triangle(LT)

LED CHARACTERISTICS

for SPL12P Illuminated tactile switch

The electrical specifications shown are determined at a basic temperature of 25 C. If the source voltage exceeds the rated voltage of LED, a ballast resistor must be connected in series with the LED.

Single color	Forward Voltage V_f (V) at 20mA	Forward Current I_f (mA)	Reverse Voltage V_R (V)	Reverse Current I_R (μ A) at $V_R=5V$
bi-Red bi-Yellow bi-Super Yellow bi-Green bi-Super Green bi-Pure Green bi-Blue bi-White	1.8~2.6 2.1~2.6 2.1~2.6 2.2~2.6 2.0~2.6 3.2~3.6 3.5~4.0 3.2~3.8	Typical 20mA 30 mA max.	5V	100uA max.
Single color build in resistor for 5 V DC bi-Red 5V DC bi-Yellow 5V DC bi-Green 5V DC	5V DC max.	Typical 7mA 12 mA max.		
Bicolor LED				
Red & Blue	Red 1.8~2.6 Blue 3.5~4.0	Typical 20mA 30 mA max.		
Red & Pure Green	Red 1.8~2.6 Pure Green 3.2~3.6			
Pure Green & Blue	Pure Green 3.2~3.6 Blue 3.5~4.0			



Attention: LED are electrostatic sensitive devices



for SPL12P Illuminated tactile switch

The electrical specifications shown are determined at a basic temperature of 25 C. If the source voltage exceeds the rated voltage of LED, a ballast resistor must be connected in series with the LED.

Single color	Forward Voltage V_f (V) at 20mA	Forward Current I_f (mA)	Reverse Voltage V_R (V)	Reverse Current I_R (μ A) at $V_R=5V$
Red Yellow Green Blue	2.0~2.6 2.1~2.6 2.0~2.6 3.5~4.0	30 mA max.	5V	100uA
Bicolor LED				
Red & Yellow	Red 2.0~2.4 Yellow 2.1~2.4	30 mA max.		
Red & Green	Red 2.0~2.4 Green 2.0~2.4			
Red & Blue	Red 2.0~2.6 Blue 3.5~4.0			
Yellow & Green	Yellow 2.0~2.6 Green 2.0~2.6			
Yellow & Blue	Yellow 2.1~2.6 Blue 3.5~4.0			
Green & Blue	Green 2.0~2.6 Blue 3.5~4.0			



Attention: LED are electrostatic sensitive devices

