

LS701AHP Series

LED Switches



SPECIFICATIONS

CONTACT ARRANGEMENT: 1 poles 1 throws

RATING: DC 12V 50mA

CONTACT RESISTANCE: 100 mΩ MAX.

INSULATION RESISTANCE: 100 MΩ min.

TRAVEL: 0.25±0.10 mm

OPERATING TEMPERATURE RANG: -25°C to +70°C

PART NO.(P/N.)

LS701AHP - * * - * R -*

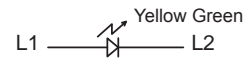
LED SW
RIGHT ANGLE

LED COLOR

N=NO LED Y=YELLOW
G=GREEN PG=PURE GREEN
R=RED A=AMBER
U=BLUE W=WHITE
RA=RED + AMBER
RG=RED + GREEN
RPG=RED + PURE GREEN
AG=AMBER + GREEN
UG=BLUE + GREEN

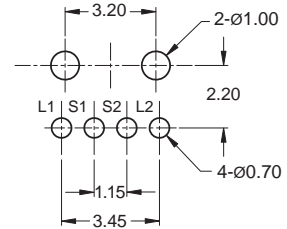
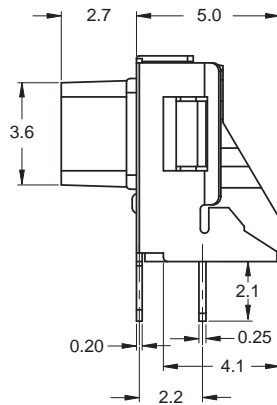
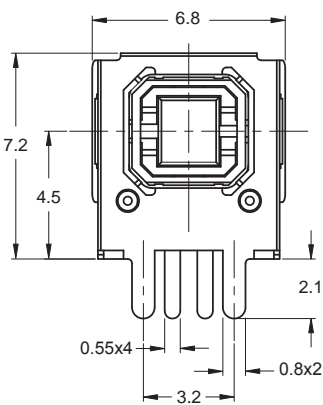
PACKING
R=REEL
A=TRAY

OPERATING FORCE
H=220gf

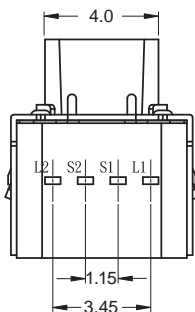


CIRCUIT DIAGRAM

LS701AHP
LED Switch



PCB LAOUT
TOP VIEW



Electrical and optical characteristics (Ta=25°C)

	Forward current If(mA)	Reverse current Ir(Max uA)	Wavelength λp(nm)	Luminous Iv(mcd)			Forward voltage Vf(V)			Pd (mW)
				Min	Typ	Max	Min	Typ	Max	
White	30	10(Vr=0.3V)	X=0.345 Y=0.37	320	570	1000	2.8	3.1	3.7	111
Amber				40	75	125	1.7	2.0	2.5	
Yellow Green	30	10(Vr=5V)	570	20	40	63	1.7	2.0	2.5	75